

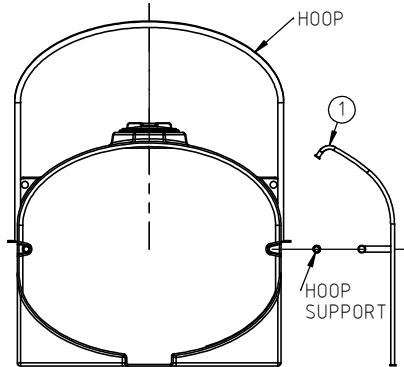
© DEN HARTOG INDUSTRIES, INC.

Copyright: All information furnished within this document, electronic file or design correspondence is the property of Den Hartog Industries, Inc. and shall not be used, disclosed to others or copied without the expressed written consent of Den Hartog Industries, Inc.

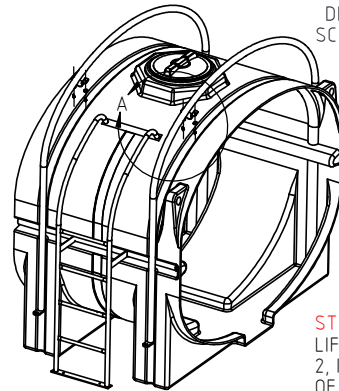
	PART NUMBER	DESCRIPTION	QTY.
1	13674	3250 ELLIPTICAL LADDER	1
2	13663	FORMED LADDER STABILIZER	1
3	13664	LADDER CLIP	2
4	13665	5/16" X 1-3/8" X 2-3/16" U-BOLT	2
5	10320	WASHER, 5/16" FLAT ZINC	12
6	10939	NUT, 5/16" HEX GRADE 2 ZINC	8
7	SJ10819	BOLT, 5/16" X 1" HEX GR5 ZINC	4

FS3250-LAD

A

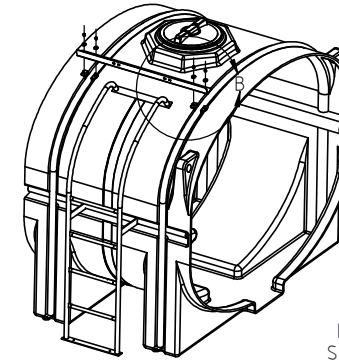
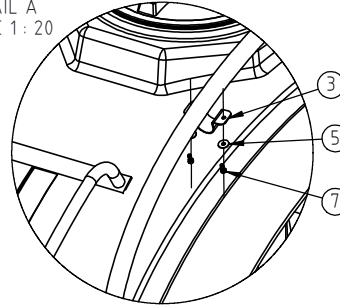


**STEP 1.)**  
SLIDE LADDER OVER HOOP SUPPORT.  
PLACE HOOPSUPPORT IN TANK SIDEGROOVE.  
LOWER HOOPS TO LOCK HOOP SUPPORTS IN PLACE.



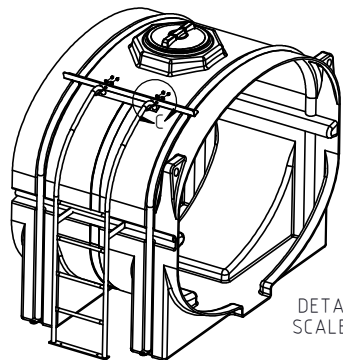
DETAIL A  
SCALE 1:20

**STEP 2.)**  
LIFT BASE OF HOOP AND POSITION PARTS 2, IN PLACE BETWEEN TANK AND TOP RADIUS OF HOOP.



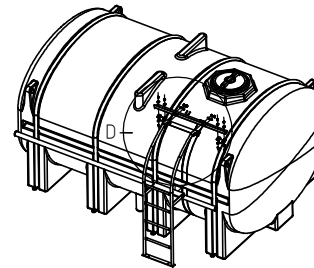
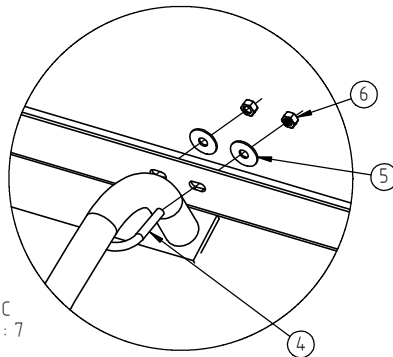
DETAIL B  
SCALE 1:20

**STEP 3.)**  
LOOSELY ATTACH PART 2 TO PARTS 3 WITH 5, 6, & 7 HARDWARE



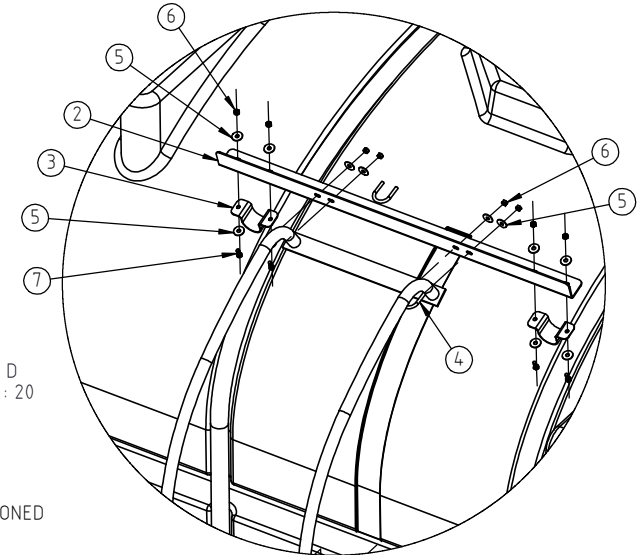
DETAIL C  
SCALE 1:7

**STEP 4.)**  
LOOSELY ATTACH PART 2 TO LADDER WITH 4, 5, & 6 HARDWARE



DETAIL D  
SCALE 1:20

**STEP 5.)**  
AFTER ALL PARTS HAVE BEEN CORRECTLY POSITIONED  
TIGHTEN ALL HARDWARE



REV	DESCRIPTION	BY / DATE	CCN	DRAWN / DATE	MATERIAL
A	REDRAWN TO INCLUDE STABILIZER	REH 7/18/12	2455	ADH 7/16/12	
				APPRD. / DATE	
				REH 7/17/12	
ALL DIMENSIONS ARE IN DECIMAL INCHES TOLERANCES UNLESS OTHERWISE SPECIFIED		THIRD ANGLE PROJECTION ANSI 14.5M		SHOT WEIGHT:	NOTES:
POLYETHYLENE		METAL DECIMAL ± .125" FRACTION ± 1/4" ANGLE ± 1°		SHIPPING WEIGHT: 56 lbs.	
±1% @ 68°F				FINISH:	



**Den Hartog**  
INDUSTRIES, INC.

Acc Roto-Mold Injection Molding Blow Molding Sowjoy

4010 HOSPERS DRIVE S. BOX 425, HOSPERS, IOWA 51238-0425

DESCRIPTION FS3250-88 LADDER INSTALLATION INSTRUCTIONS

SCALE N.S.

PART NO. FS3250-LAD